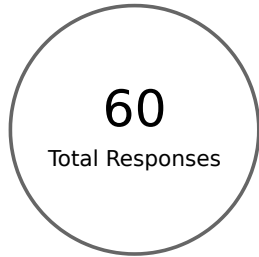




SCHOOL + STATE
FINANCE PROJECT

Education



54 Completed Responses

6 Partial Responses

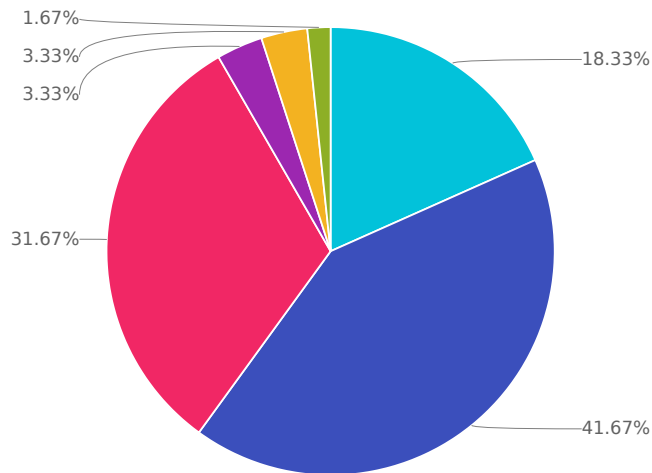


Impact of ESSER Funds

Q1

The ESSER funds my district received adequately met the needs and challenges created by the COVID-19 pandemic.

Answered: 60 Skipped: 0



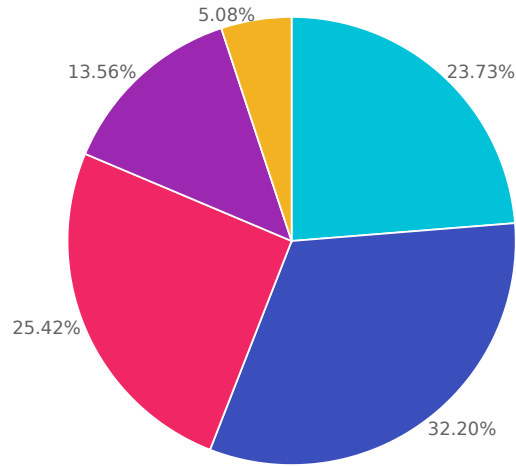
- Strongly Agree
- Agree
- Somewhat Agree
- Somewhat Disagree
- Disagree
- Strongly Disagree

Choices	Response percent	Response count
Strongly Agree	18.33%	11
Agree	41.67%	25
Somewhat Agree	31.67%	19
Somewhat Disagree	3.33%	2
Disagree	3.33%	2
Strongly Disagree	1.67%	1

Q2

The ESSER funds my district received helped address needs and challenges that were present before the COVID-19 pandemic.

Answered: 59 Skipped: 1

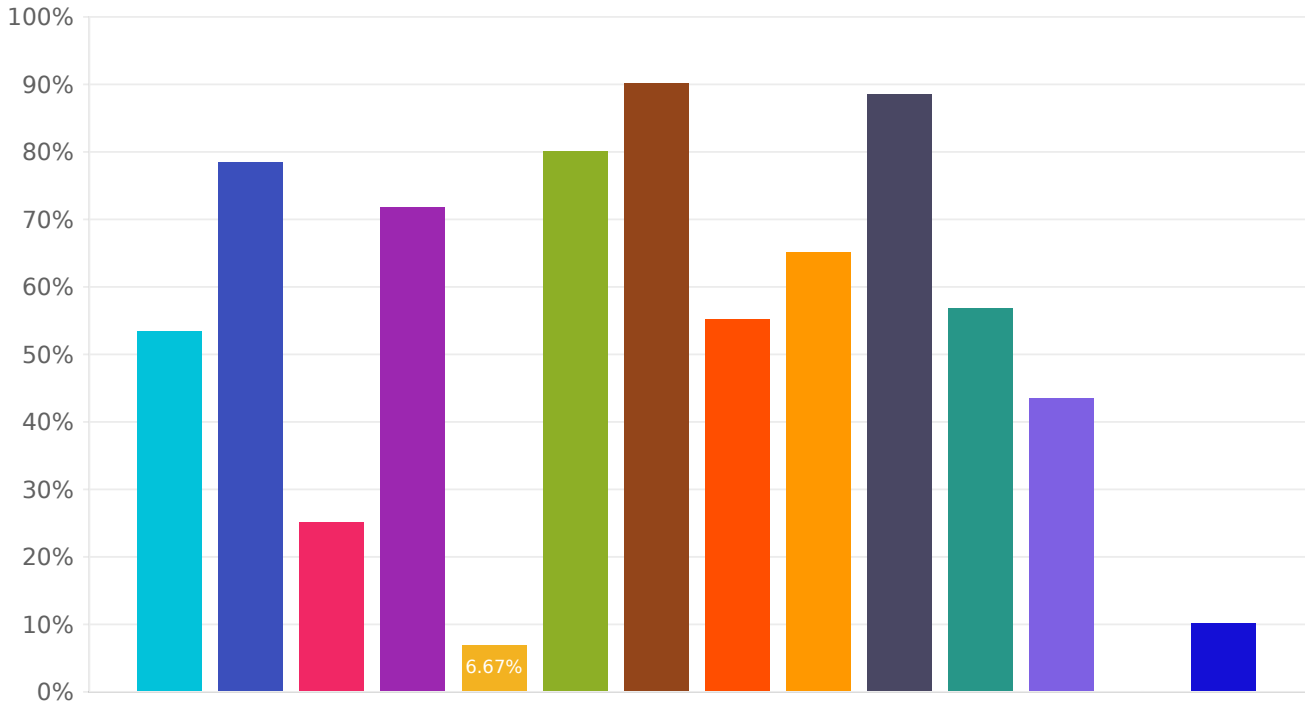


- Strongly Agree
- Agree
- Somewhat Agree
- Somewhat Disagree
- Disagree
- Strongly Disagree

Choices	Response percent	Response count
Strongly Agree	23.73%	14
Agree	32.20%	19
Somewhat Agree	25.42%	15
Somewhat Disagree	13.56%	8
Disagree	5.08%	3
Strongly Disagree	0.00%	0

Which of the following challenges is your district currently facing? Select all that apply.

Answered: 60 Skipped: 0



- Chronic absenteeism
- Complying with state mandates
- Declining enrollment
- Financial challenges/lack of funding
- Increasing enrollment and overcrowding
- Increasing student learning needs
- Increasing student mental health needs
- Need for new facilities or building renovations
- Rising general education costs (not including special education)
- Rising special education costs
- Staff (non-teachers) recruitment/retention
- Teacher recruitment/retention
- NOT APPLICABLE
- Other (Please specify)

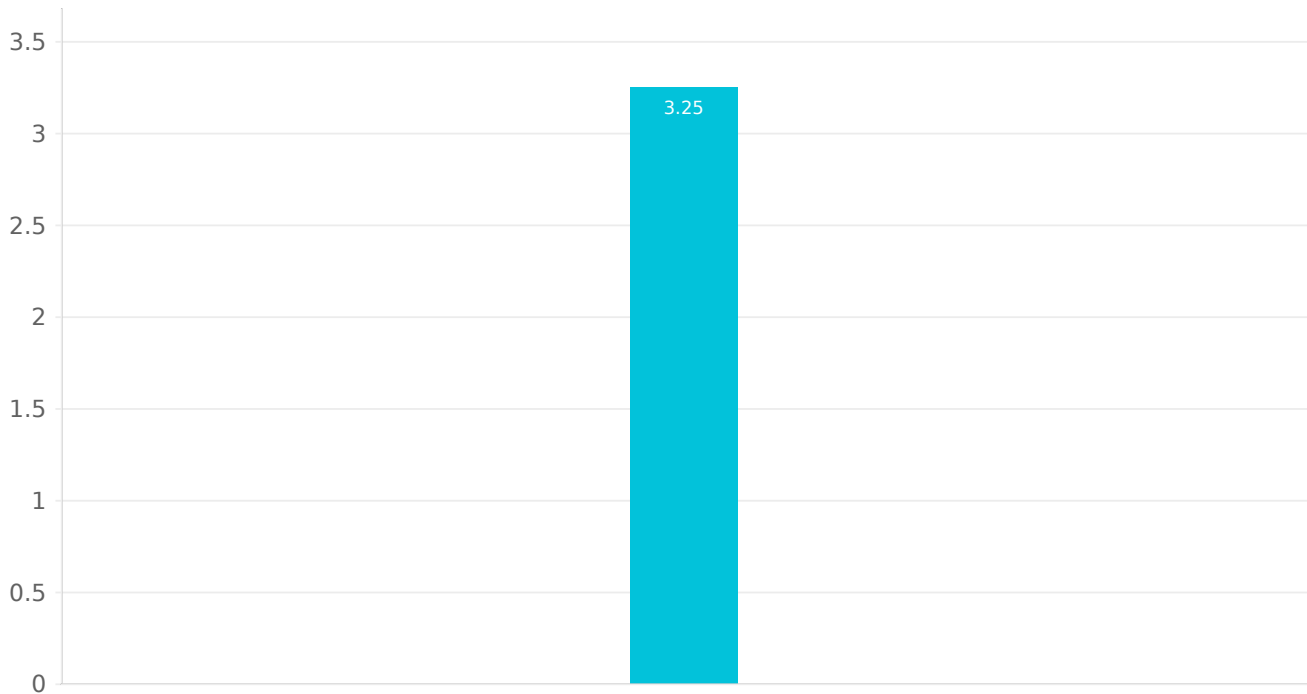
Choices	Response percent	Response count
Chronic absenteeism	53.33%	32
Complying with state mandates	78.33%	47
Declining enrollment	25.00%	15
Financial challenges/lack of funding	71.67%	43
Increasing enrollment and overcrowding	6.67%	4
Increasing student learning needs	80.00%	48
Increasing student mental health needs	90.00%	54
Need for new facilities or building renovations	55.00%	33
Rising general education costs (not including special education)	65.00%	39
Rising special education costs	88.33%	53
Staff (non-teachers) recruitment/retention	56.67%	34
Teacher recruitment/retention	43.33%	26
NOT APPLICABLE	0.00%	0
Other (Please specify)	10.00%	6

Elimination of ESSER Funds: Impact to Students

Q4

To what degree will the loss of ESSER funding impact students in your district? Use the scale below (with 1 being the lowest and 5 being the highest) to select.

Answered: 55 Skipped: 5



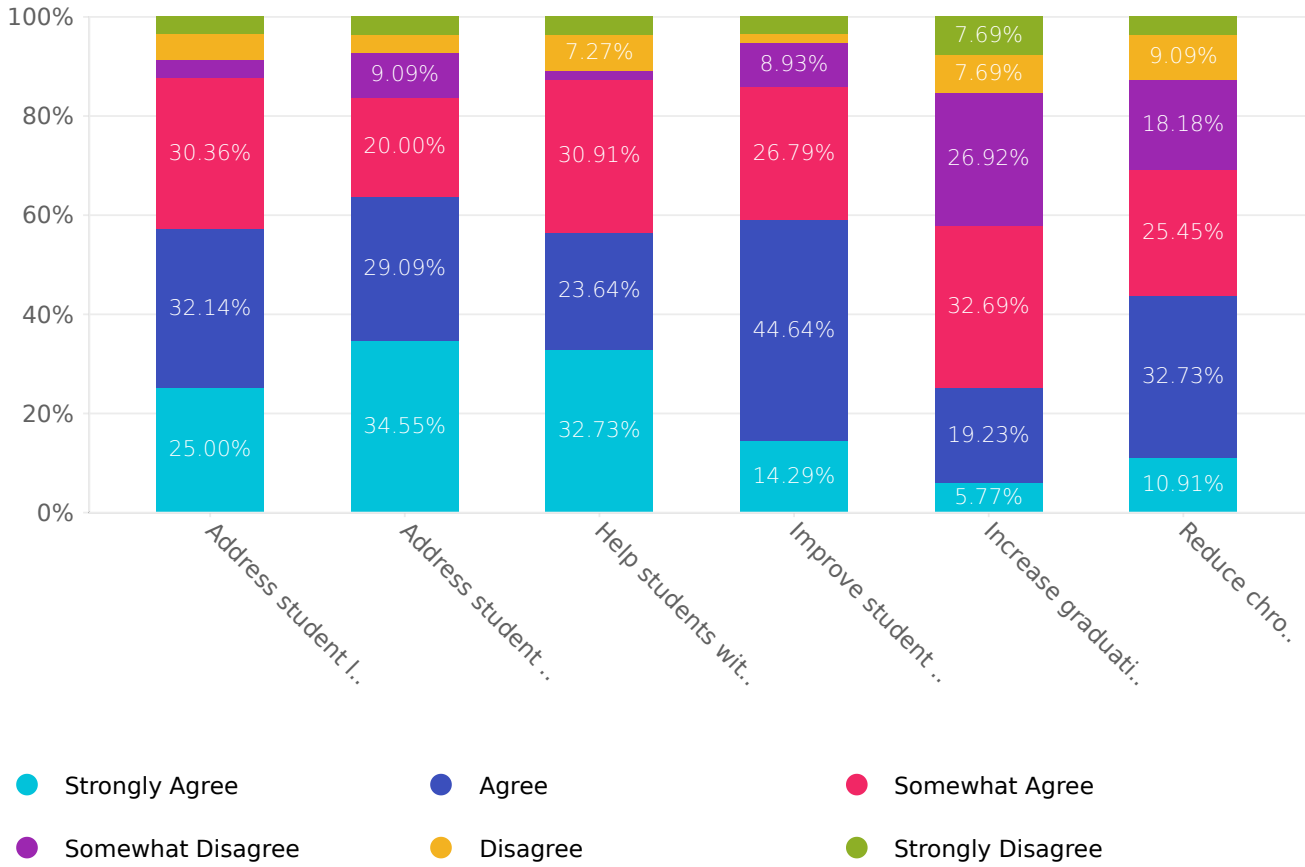
● Average Rating

Choices	Response percent	Response count
Not at all (1)	5.45%	3
A little (2)	18.18%	10
A moderate amount (3)	36.36%	20
A lot (4)	25.45%	14
A great deal (5)	14.55%	8

Average rating: 3.25

The loss of ESSER funds will make it more difficult for my district to do the following.

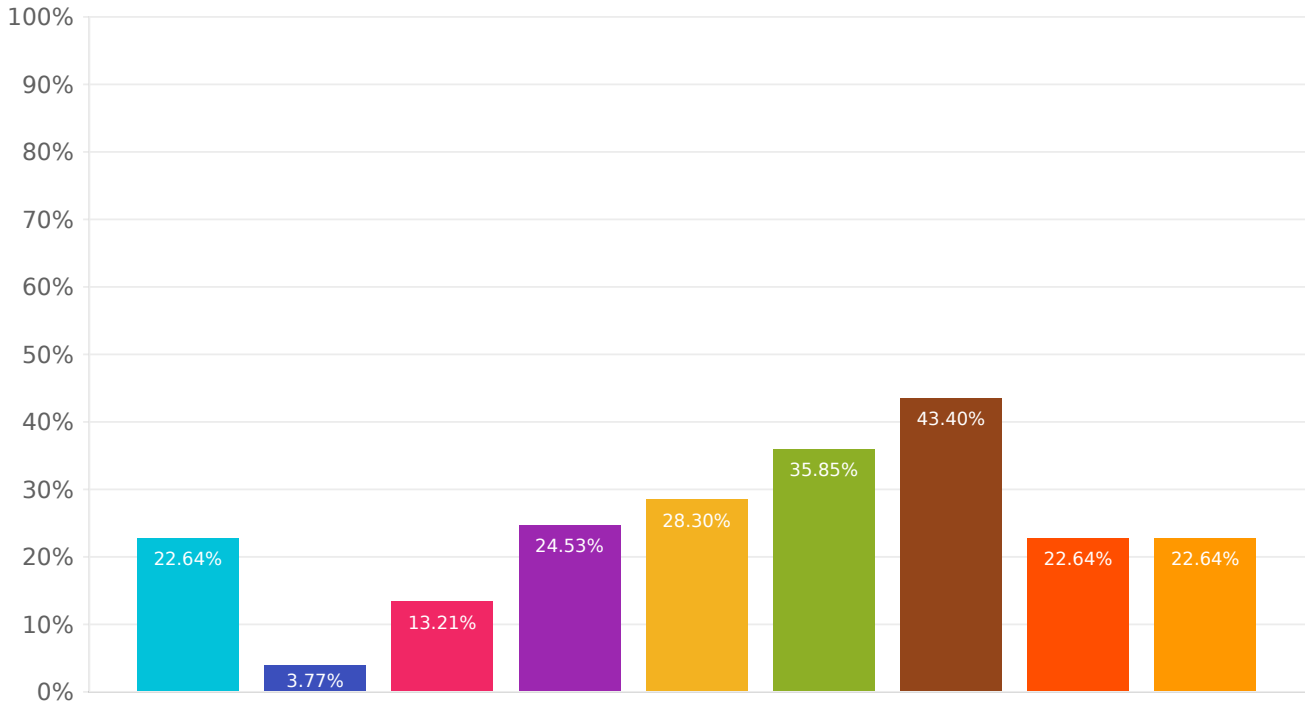
Answered: 57 Skipped: 3



Row	Strongly Agree	Agree	Somewhat Agree	Somewhat Disagree	Disagree	Strongly Disagree	Response count
Address student learning loss	25.00% (14)	32.14% (18)	30.36% (17)	3.57% (2)	5.36% (3)	3.57% (2)	56
Address student mental health needs	34.55% (19)	29.09% (16)	20.00% (11)	9.09% (5)	3.64% (2)	3.64% (2)	55
Help students with greater learning needs (ex. students with disabilities, multilingual learners, students living in poverty)	32.73% (18)	23.64% (13)	30.91% (17)	1.82% (1)	7.27% (4)	3.64% (2)	55
Improve student performance	14.29% (8)	44.64% (25)	26.79% (15)	8.93% (5)	1.79% (1)	3.57% (2)	56
Increase graduation rates	5.77% (3)	19.23% (10)	32.69% (17)	26.92% (14)	7.69% (4)	7.69% (4)	52
Reduce chronic absenteeism	10.91% (6)	32.73% (18)	25.45% (14)	18.18% (10)	9.09% (5)	3.64% (2)	55

My district will need to cut or eliminate the following programs and services when ESSER funding expires. Select all that apply.

Answered: 53 Skipped: 7



- After-School Programs
- Chronic Absenteeism Programs
- Community and Family Engagement Programs
- Social-Emotional Learning Programs
- Student Mental Health Services
- Summer Learning Programs
- Tutoring/Academic Improvement Programs
- NOT APPLICABLE
- Other Program or Service (Please specify)

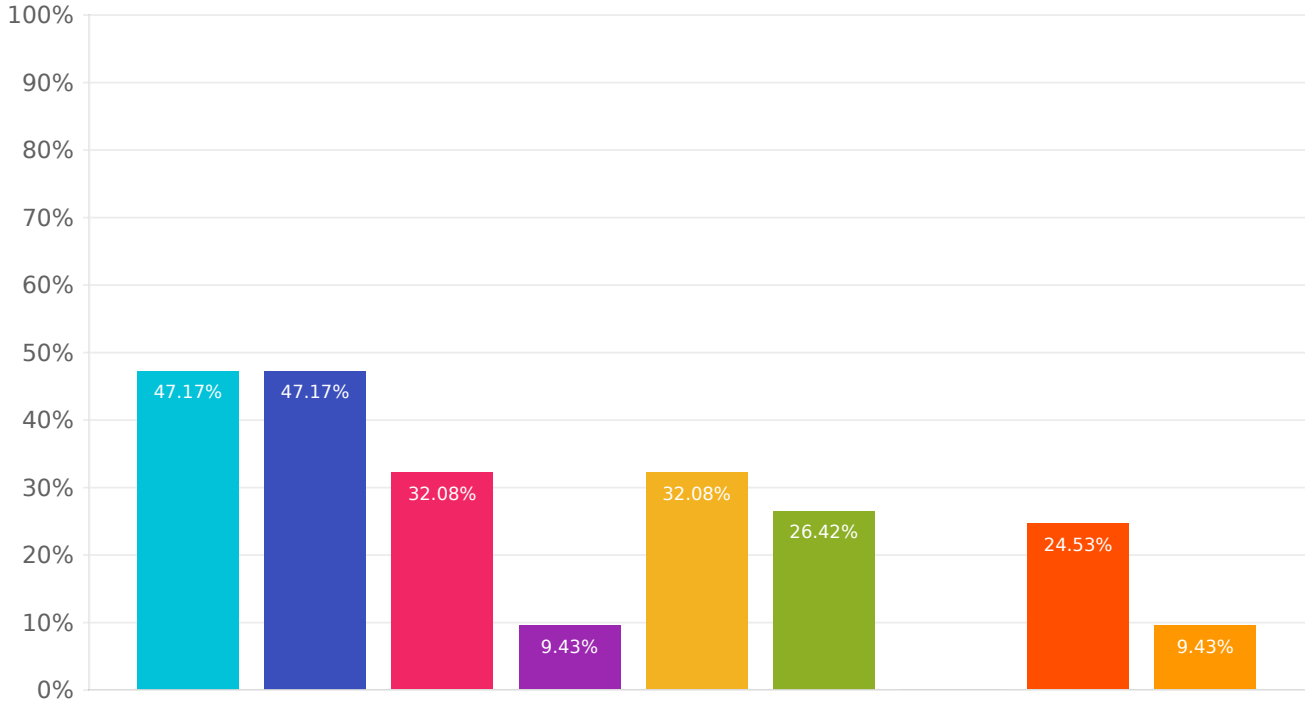
Choices	Response percent	Response count
After-School Programs	22.64%	12
Chronic Absenteeism Programs	3.77%	2
Community and Family Engagement Programs	13.21%	7
Social-Emotional Learning Programs	24.53%	13
Student Mental Health Services	28.30%	15
Summer Learning Programs	35.85%	19
Tutoring/Academic Improvement Programs	43.40%	23
NOT APPLICABLE	22.64%	12
Other Program or Service (Please specify)	22.64%	12

Elimination of ESSER Funds: Impact to Teachers & Staff

Q7

In which of the following ways will the loss of ESSER funding impact teachers in your district? Select all that apply.

Answered: 53 Skipped: 7

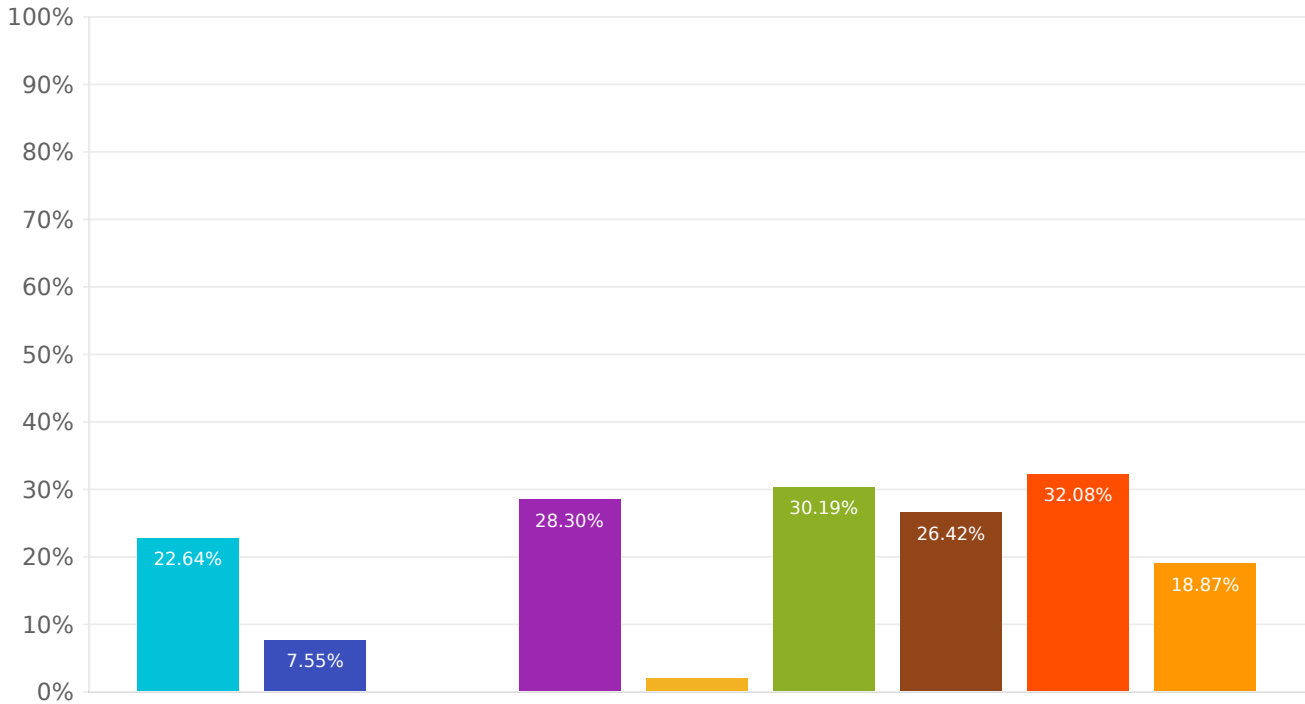


- Cuts to professional development/training
- Cuts to support staff (ex. paraprofessionals, teacher aides, tutors)
- Cuts to teaching positions
- Hiring freezes
- Increased class sizes
- Increased workloads
- Salary freezes
- NOT APPLICABLE
- Other (Please specify)

Choices	Response percent	Response count
Cuts to professional development/training	47.17%	25
Cuts to support staff (ex. paraprofessionals, teacher aides, tutors)	47.17%	25
Cuts to teaching positions	32.08%	17
Hiring freezes	9.43%	5
Increased class sizes	32.08%	17
Increased workloads	26.42%	14
Salary freezes	0.00%	0
NOT APPLICABLE	24.53%	13
Other (Please specify)	9.43%	5

My district will need to cut, eliminate, or leave open positions in the following categories when ESSER funding expires. Select all that apply.

Answered: 53 Skipped: 7

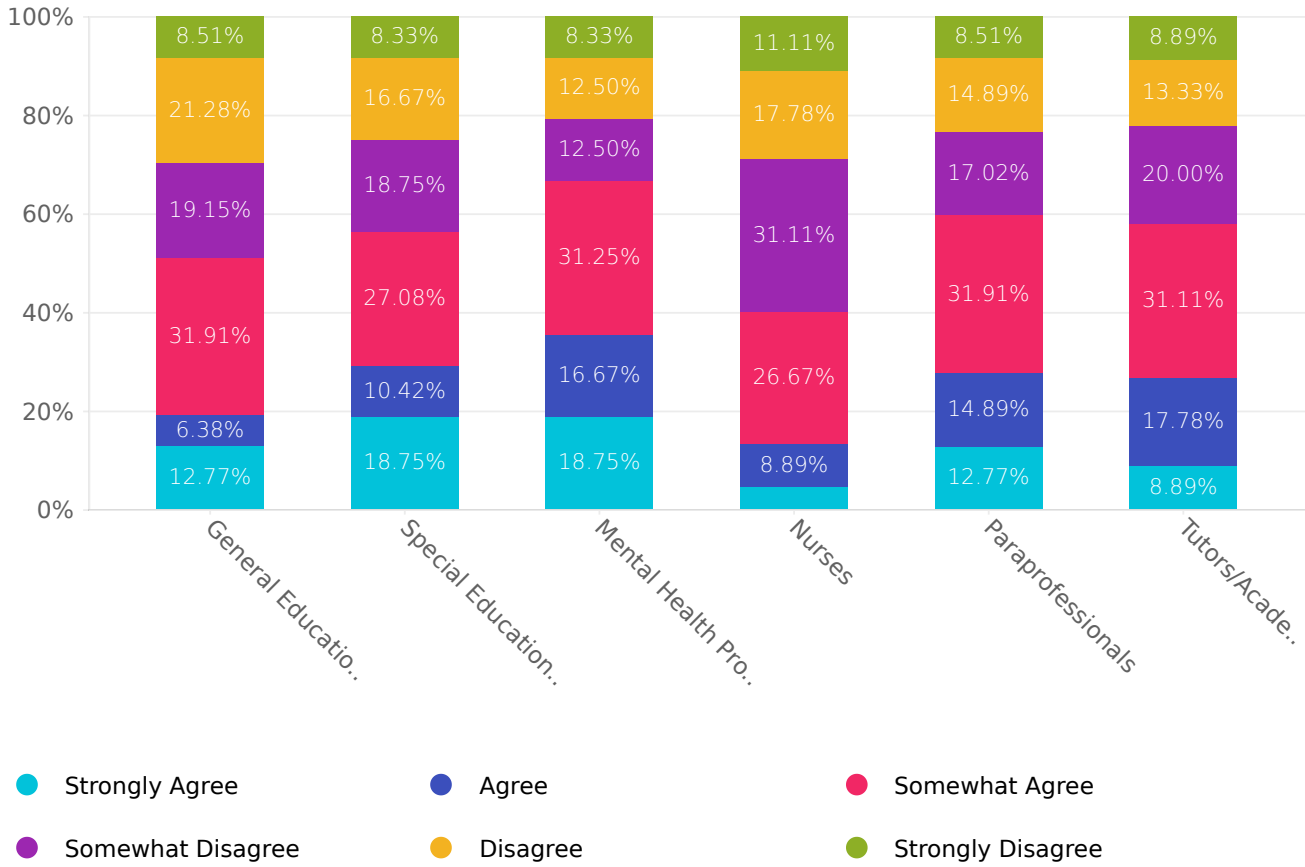


- General Education Teachers
- Special Education Teachers
- Bilingual/English Learner Teachers
- Mental Health Professionals (ex. counselors, psychologists, social workers)
- Nurses
- Paraprofessionals
- Tutors
- NOT APPLICABLE
- Other Staff Positions (Please specify)

Choices	Response percent	Response count
General Education Teachers	22.64%	12
Special Education Teachers	7.55%	4
Bilingual/English Learner Teachers	0.00%	0
Mental Health Professionals (ex. counselors, psychologists, social workers)	28.30%	15
Nurses	1.89%	1
Paraprofessionals	30.19%	16
Tutors	26.42%	14
NOT APPLICABLE	32.08%	17
Other Staff Positions (Please specify)	18.87%	10

Recruiting individuals for each of the following personnel categories will be more difficult for my district when ESSER funding expires.

Answered: 49 Skipped: 11



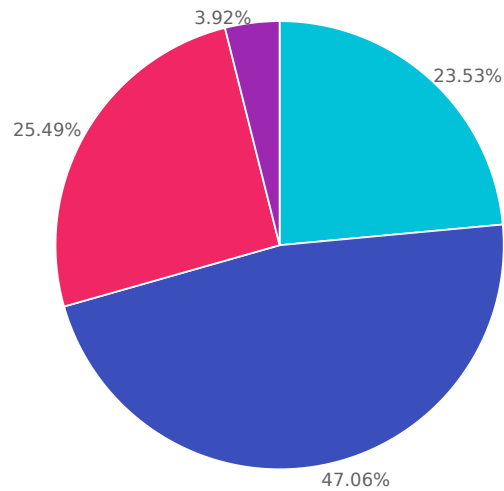
Row	Strongly Agree	Agree	Somewhat Agree	Somewhat Disagree	Disagree	Strongly Disagree	Response count
General Education Teachers	12.77% (6)	6.38% (3)	31.91% (15)	19.15% (9)	21.28% (10)	8.51% (4)	47
Special Education Teachers	18.75% (9)	10.42% (5)	27.08% (13)	18.75% (9)	16.67% (8)	8.33% (4)	48
Mental Health Professionals (ex. counselors, psychologists, social workers)	18.75% (9)	16.67% (8)	31.25% (15)	12.50% (6)	12.50% (6)	8.33% (4)	48
Nurses	4.44% (2)	8.89% (4)	26.67% (12)	31.11% (14)	17.78% (8)	11.11% (5)	45
Paraprofessionals	12.77% (6)	14.89% (7)	31.91% (15)	17.02% (8)	14.89% (7)	8.51% (4)	47
Tutors/Academic Interventionists	8.89% (4)	17.78% (8)	31.11% (14)	20.00% (9)	13.33% (6)	8.89% (4)	45

District ESSER Plans

Q10

My district accomplished what it set out to accomplish in its ESSER spending plans.

Answered: 51 Skipped: 9



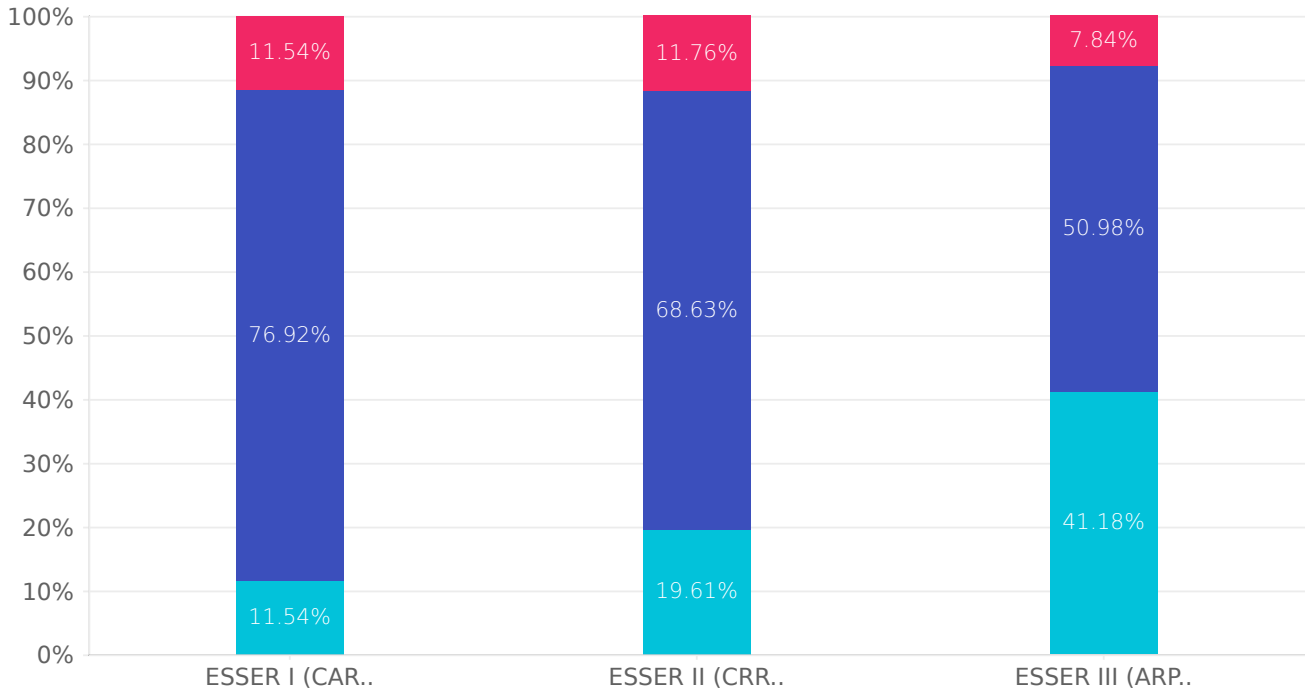
- Strongly Agree
- Agree
- Somewhat Agree
- Somewhat Disagree
- Disagree
- Strongly Disagree

Choices	Response percent	Response count
Strongly Agree	23.53%	12
Agree	47.06%	24
Somewhat Agree	25.49%	13
Somewhat Disagree	3.92%	2
Disagree	0.00%	0
Strongly Disagree	0.00%	0

Q11

Did your district deviate from its initial ESSER spending plans?

Answered: 52 Skipped: 8



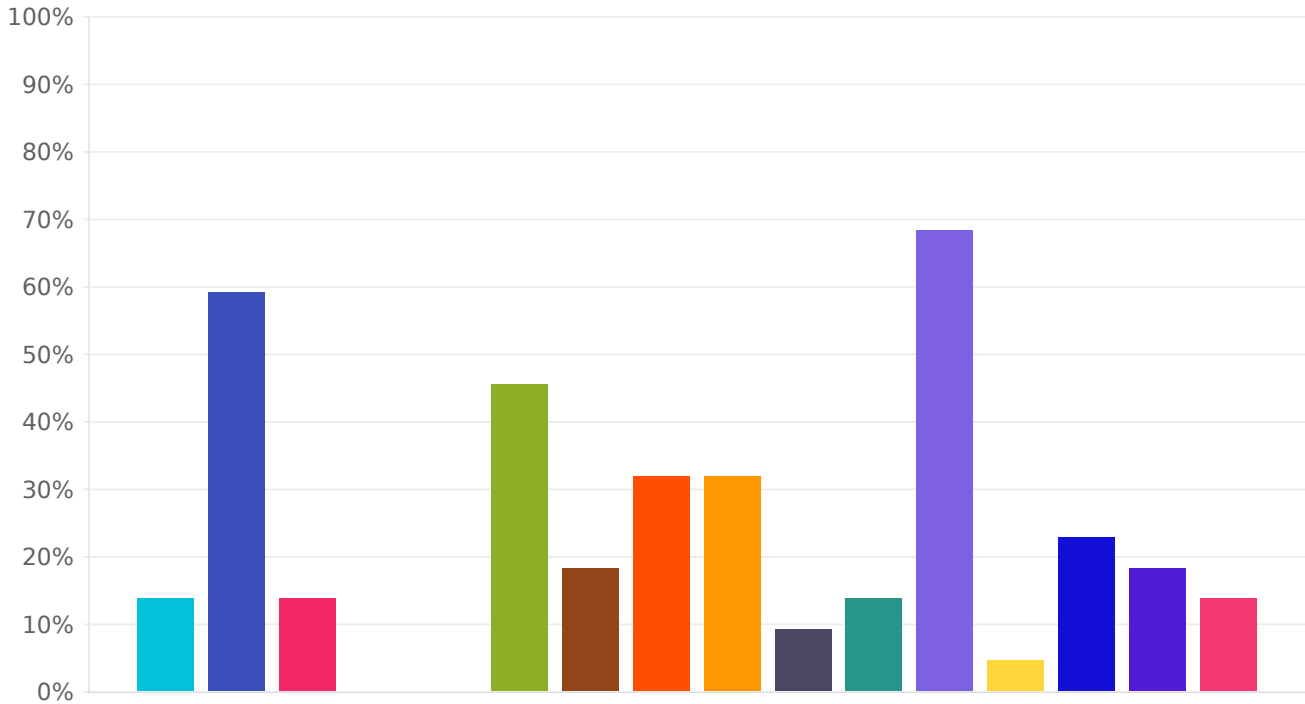
● Yes
 ● No
 ● Unsure

Row	Yes	No	Unsure	Response count
ESSER I (CARES Act) Spending Plan	11.54% (6)	76.92% (40)	11.54% (6)	52
ESSER II (CRRSA Act) Spending Plan	19.61% (10)	68.63% (35)	11.76% (6)	51
ESSER III (ARP Act) Spending Plan	41.18% (21)	50.98% (26)	7.84% (4)	51

Q12

Which of the following factors caused your district to deviate from its initial ESSER spending plans? Select all that apply.

Answered: 22 Skipped: 38



- Change in number of COVID cases
- Changing student needs
- Community feedback
- COVID interventions (vaccines)
- Delay in receiving funds
- Difficulty recruiting or retaining personnel
- Grant deadlines or requirements
- Inflation increasing project costs
- Lack of staff to implement
- Political pressure or consideration
- Program effectiveness
- Shift in district priorities
- State policies/emergency orders
- Supply chain issues
- Teacher or staff feedback
- Other factor (Please specify)

Choices	Response percent	Response count
Change in number of COVID cases	13.64%	3
Changing student needs	59.09%	13
Community feedback	13.64%	3
COVID interventions (vaccines)	0.00%	0
Delay in receiving funds	0.00%	0
Difficulty recruiting or retaining personnel	45.45%	10
Grant deadlines or requirements	18.18%	4
Inflation increasing project costs	31.82%	7
Lack of staff to implement	31.82%	7
Political pressure or consideration	9.09%	2
Program effectiveness	13.64%	3
Shift in district priorities	68.18%	15
State policies/emergency orders	4.55%	1
Supply chain issues	22.73%	5
Teacher or staff feedback	18.18%	4
Other factor (Please specify)	13.64%	3
